



DATA SHEET 

Model: LR625S


Laboratory Refrigerator



- Structure : upright type, realized in stainless steel 18/10 AISI 304 both in and outside. All the internal corners are rounded to make easy any cleaning operations and the internal bottom is tray type to contain spills
 - Insulation : high density (40 Kg/m³) foamed-in-place polyurethane, with a thickness of 75 mm. CFC-free
 - Feet : Nr 4 made in stainless steel 18/10 AISI 304, adjustable in height for levelling
 - Insulated door : Nr 1, hinged, made with the same material and insulation as the rest of the structure (sheet steel epoxy coated white colour or stainless steel 18/10 AISI 304 always both in- and outside). The door is provided with a removable magnetic rubber gasket in order to grant a perfect hermetic closing. The handle is flush-fitting type so it does not increase the size of the refrigerator and reversibility facilities, to change the door hanging. The door is also fitted with a spring loaded automatic closing device for openings inferior 90° and special door switch that stops the internal ventilation at the door opening (to limit the air cold loss) and light the internal lighting at every opening
 - Internal equipment : Nr 3, storage open wire shelves realized in sheet steel with a strong plastic coating (rust-proof material). The shelves are mounted on special anti-tilt stainless steel slides that allow the shelf extraction and they can be easily removed and adjusted in height without the use of any tool. The special internal racking-system allows a great flexibility of the internal fitting with the possibility of interchange and combine both shelves and drawers (drawers optionally available)
 - Shelf dimensions (W x D cm) : 53 x 65
 - Shelf loading capability (Kg) : 35 (with uniformly stored material)
 - Internal lighting : Nr 1 bulb, mounted in the bottom part of the control panel, with automatic activation both at every door opening and even through a touchpad on the control panel
- Control panel : located in the top part of the structure (above the door), it is microprocessor operating with 6 soft-touchpads and LED display, allowing the control of all the functions and working status of the refrigerator (including alarms). The main functions of the control panel are :
- LED display, with bright indication, red colour, of the actual internal temperature and enlightened icons in green colour indicating the appliance working status (compressor functioning, defrosting, fan running, etc.)
 - Digital temperature adjusting and displaying with an accuracy of 0,1°C
 - Keyboard buttons with locking protection, manually activable, to avoid tampering from unauthorized persons
 - Visual and acoustic alarm signalling (with automatic resetting) for:
 - high and low temperature with limits programmable from the user
 - door ajar, delayed to allow the standard operations
 - power failure (at the return of the mains supply)
 - anti-freezing evaporator
 - sensors failure
 - Muting facilities for the acoustic alarms with maintaining of the visual indication of the alarm condition
 - Alarms memory for the last 10 alarm conditions, with the possibility of checking from the display, the sort of alarm, when the alarm is started, when it is ended and which is the highest or lowest peak reached from the temperature (where applicable)
 - Ntc type sensors for a high accuracy of the temperature control
 - NO/NC contact to remote the alarm signals
 - Cooling unit : top mounted, with the condensing unit compounded by Nr 1 hermetic compressors and Nr 1 finned condenser, air cooled through a fan. Also, in the ceiling of the storage chamber, is mounted the finned evaporator with copper pipes, that is housed into a stainless steel cover that incorporate the fan. All the mounted components are industrial grade to grant the maximum reliability

- Refrigerant : R404a CFC-free
- Refrigeration : forced-air, through a fan, granting the maximum temperature uniformity and stability inside of the cabinet
- Defrosting : completely automatic, thermostat controlled. The condensate water is automatically channelled into an heated tray, located in the cabinet backside, for the automatic evaporation of the condensate water
- Temperature range : infinitely adjustable between 0°C / +15°C
- Voltage (V/ph/Hz) : 220-230/1/50
- Plug : Schuko type
- Breakers : Nr 2 glass cartridge fuses with a rating of 10A, at protection of the appliance
- Noise level (dB(A)) : ≤ 50
- Gross capacity (litres) : 700
- Net capacity (litres) : 625
- Dimensions (W x D x H cm) : 75 x 82 x 210
- Net weight (Kg) : 160
- Packed dimensions (W x D x H cm) : 85 x 98 x 224 (1,87 m³)
- Gross weight (Kg) : 180

AVAILABLE ACCESSORIES



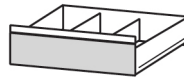
Extra wire shelf



Extra stainless steel wire shelf



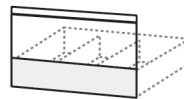
Wire basket



Stainless steel drawer



Plastic partitions for drawers



Front top for drawers



Kit of castors



Safety door lock with key



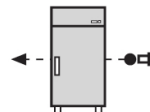
Temperature chart recorder



Electronic temperature printer



Internal electrical socket



Cable port with cover



Internal spark-proofing

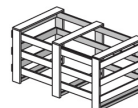


GSM/GPRS telephone dialer



240V / 60 Hz

Different voltage



Wooden crate packing